

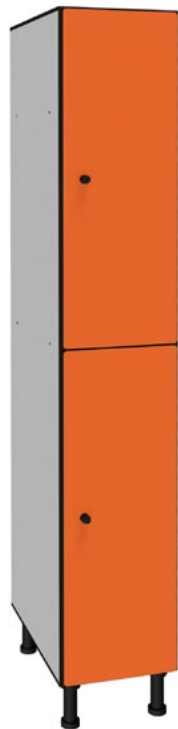


ESPECIFICAÇÕES TÉCNICAS
CACIFOS DE RESINAS FENÓLICAS
SÉRIES V, T, M, C, P, B, Z e L
by  **MEGABLOK**






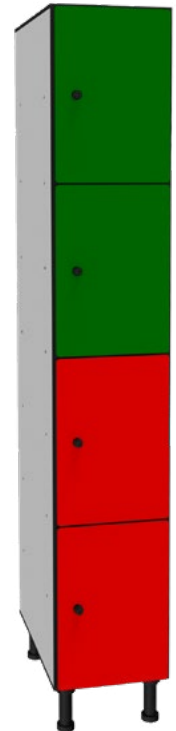
SERIE FV
1 porta por coluna



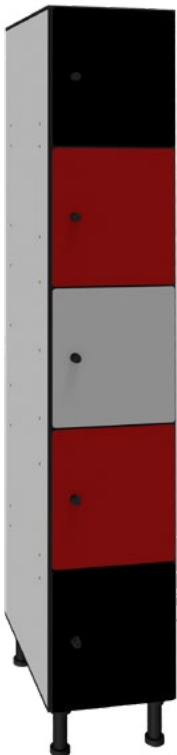
SERIE FT
2 portas por coluna



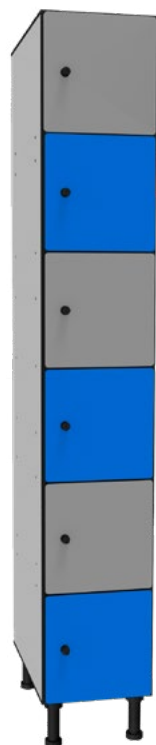
SERIE FM
3 portas por coluna



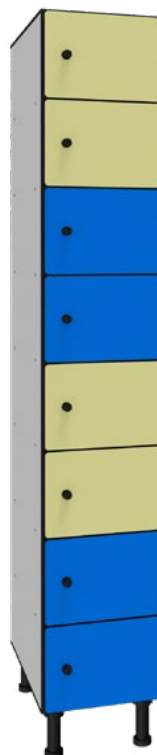
SERIE FCP4
4 portas por coluna



SERIE FP
5 portas por coluna



SERIE FB
6 portas por coluna



SERIE FZ
8 portas por coluna



SERIE FL
2 portas em L por
coluna



SERIE FLH
2 portas em L por
coluna



CARACTERÍSTICAS

Características técnicas

Fabricação com painel compacto de resinas fenólicas.

Material rígido, hidrófugo, anti-bacteriano e ideal para lugares úmidos.

Altamente resistente ao desgaste, é ideal quando o uso é elevado e a limpeza é frequente. Núcleo cor preta.

Conforme as normas europeias EN 438-1 e EN 438-2.

Densidade 1450 kg/m³ de acordó com DIM 53479.

Absorção da água menor do 3%.

Painel de 10 mm de espessura no teto, chão, laterais e separações.

Portas

Painel de 12 mm de espessura nas portas.

Cantos arredondados.

Reforço

Resinas fenólicas ranhurado de 4 mm de espessura totalmente enquadrado.

Acessórios

Fechadura de chave com a possibilidade de tirar o cilindro, e fornecido com chave mestre. Com duas chaves de usuário

Patas de PVC reguláveis em altura de 100 a 150 mm.

Varão para pendurar cabides de alumínio com dois cabides de a.b.s. (Modelos FV, FT e FL).

Prateleira no interior de 10 mm de espessura no modelo FV.

Parafusos de aço inoxidável A2 e dobradiças com mola inoxidável A2.

Inclui numeração.

Pés reguláveis em altura de 150 mm.

Uma dobradiça com freio para cada porta.

Não precisa manutenção.

Fácil limpeza do painel fenólico


O painel fenólico tem uma superfície não porosa e repele a sujeira. É fácil de limpar, com detergentes químicos normais ou com produtos desinfetantes. No caso de ter que limpar grafite é possível usar um disolvente orgânico sem risco de alteração na cor. É resistente aos resíduos alimentar e aos corantes, porque não afetam nem às propriedades nem na aparência do painel fenólico.

Não é recomendável usar bombril ou produtos parecidos porque podem arranhar a superfície e criar picadas de corrosão. Especial atenção em quanto ao uso de detergentes que tenham cloruro, como por exemplo a cândida, esta contra-indicado porque podem enferrujar. O ácido clorhídrico ou os produtos de ferro em contato prolongado também não estão recomendados. Nunca use limpadores de aço comum para o aço inox.




CORES

Corpo



M-060


Portas



F-085



F-0074



F-0851



F-0010



F-0011



F-0232



F-0210



F-0725



F-6901



F-2478



F-0318



F-0718



F-0717




F-0193



F-0077




F-0080



FM-100



FM-200



FF-405

FECHADURAS



Padrão: Fechadura de llave



Fechadura de cadeado em poliamida



Fechadura de cadeado em metal 1



Fechadura de cadeado em metal 2



Cabo de metal



Moedeiro (moeda retornável)



Moedeiro + caixinha para as moedas



Fechadura de combinação e chave de emergência



Fechadura electrónica, combinação de 4 dígitos NEXT 1



Fechadura electrónica, combinação de 4 dígitos NEXT 2



Fechadura electrónica, combinação de 4 dígitos SOLA



Fechadura electrónica, combinação de 4 dígitos VERSA MINI



Fechadura electrónica, combinação de 4 dígitos TELEC



Fechadura electrónica, combinação de 4 dígitos ELOCK



Fechadura de proximidade PROXI 2



Fechadura de proximidade PROXI 3



Fechadura de proximidade VERSA MINI

OPÇÕES



Obertura para cartas



Sobreteto com pequena inclinação



Soclo fenólico



Guarnição lateral



Pulseira de náilon



Pulseira elástica




Porta com retenção a 90°

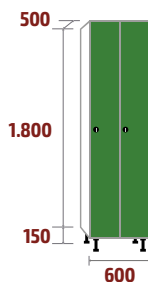


COMBINAÇÕES E MEDIDAS

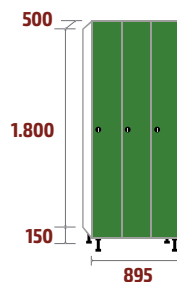
SÉRIE FV



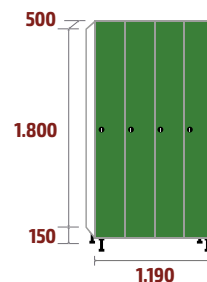
FV-30/1
COD: 53001
43,6kg · 0,27m³




FV-30/2
COD: 53101
74,05kg · 0,54m³



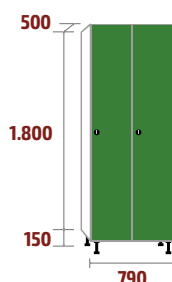
FV-30/3
COD: 53102
104,3kg · 0,81m³



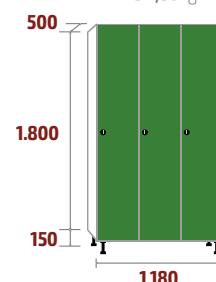
FV-30/4
COD: 53103
134,85kg · 1,07m³



FV-40/1
COD: 53002
49kg · 0,36m³

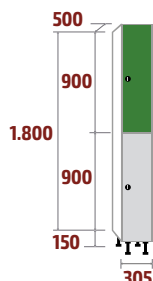


FV-40/2
COD: 53112
84,85kg · 0,71m³

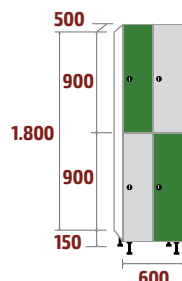


FV-40/3
COD: 53113
120,8kg · 1,06m³

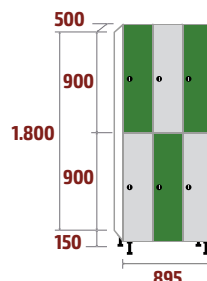
SÉRIE FT



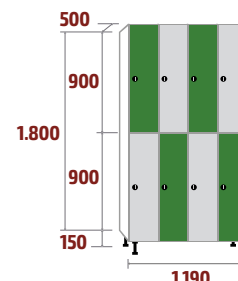
FT-30/1
COD: 53011
44,1kg · 0,27m³



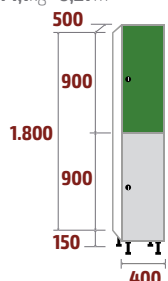
FT-30/2
COD: 53120
75,05kg · 0,54m³



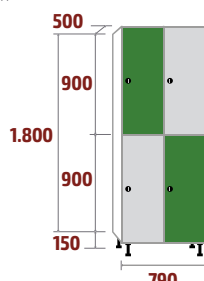
FT-30/3
COD: 53121
105,8kg · 0,81m³



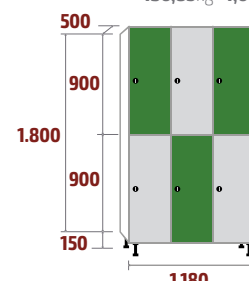
FT-30/4
COD: 53122
136,85kg · 1,07m³



FT-40/1
COD: 53012
49,5kg · 0,36m³



FT-40/2
COD: 53123
85,85kg · 0,71m³



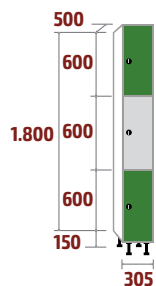
FT-40/3
COD: 53124
122,3kg · 1,06m³

À profundidade dos vestiários, deve ser acrescentada a espessura do tipo de porta escolhido:
Porta fenólica: 12 mm de espessura.

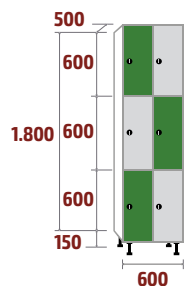


COMBINAÇÕES E MEDIDAS

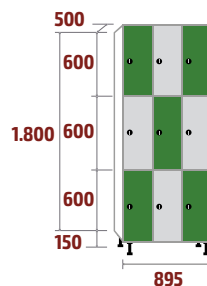
SÉRIE FM



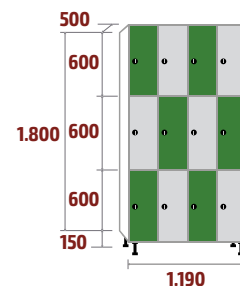
FM-30/1
COD: 53031
47kg · 0,27m³



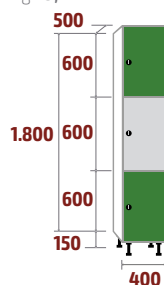
FM-30/2
COD: 53131
80kg · 0,54m³



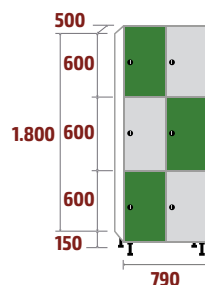
FM-30/3
COD: 53132
114kg · 0,81m³



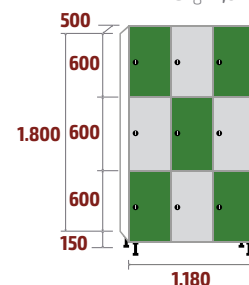
FM-30/4
COD: 53133
148kg · 1,07m³



FM-40/1
COD: 53032
53kg · 0,36m³

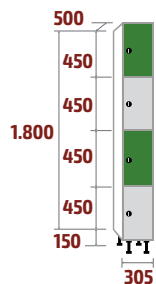


FM-40/2
COD: 53134
93kg · 0,71m³

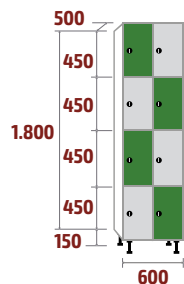


FM-40/3
COD: 53135
133kg · 1,06m³

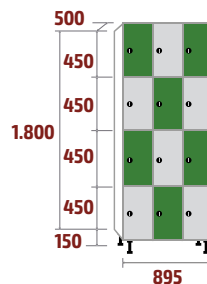
SÉRIE FC



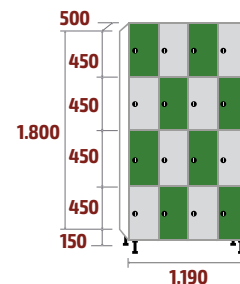
FC-30/1
COD: 53021
50kg · 0,27m³



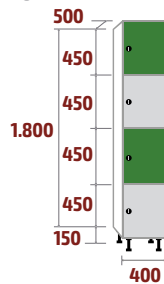
FC-30/2
COD: 53141
86kg · 0,54m³



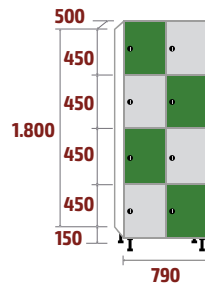
FC-30/3
COD: 53142
122kg · 0,81m³



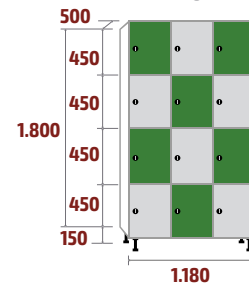
FC-30/4
COD: 53143
158kg · 1,07m³



FC-40/1
COD: 53022
56kg · 0,36m³



FC-40/2
COD: 53144
99kg · 0,71m³



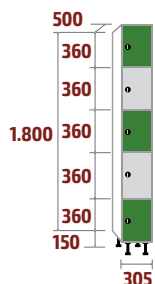
FC-40/3
COD: 53145
143kg · 1,06m³

À profundidade dos vestiários, deve ser acrescentada a espessura do tipo de porta escolhido:
Porta fenólica: 12 mm de espessura.

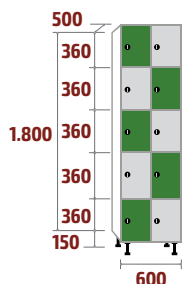


COMBINAÇÕES E MEDIDAS

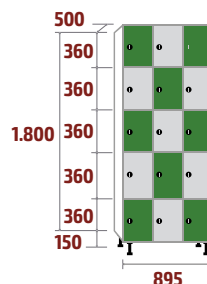
SÉRIE FP



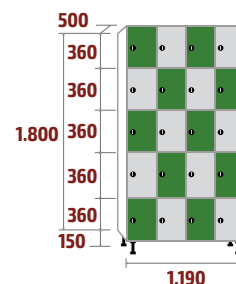
FP-30/1
COD: 53051
52kg · 0,27m³



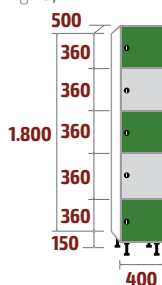
FP-30/2
COD: 53151
91kg · 0,54m³



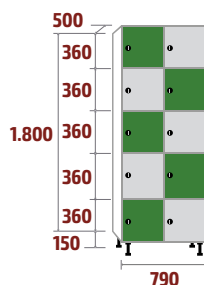
FP-30/3
COD: 53152
130kg · 0,81m³



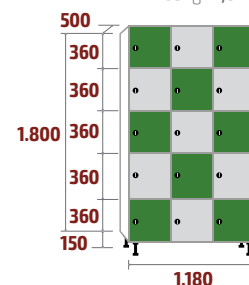
FP-30/4
COD: 53153
169kg · 1,07m³



FP-40/1
COD: 53052
60kg · 0,36m³

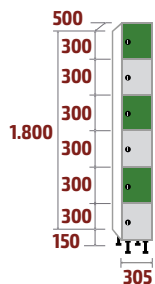


FP-40/2
COD: 53154
106kg · 0,71m³

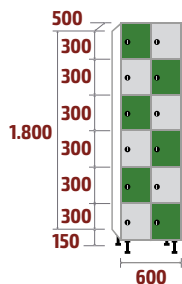


FP-40/3
COD: 53155
153kg · 1,06m³

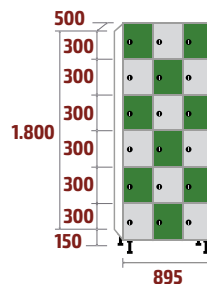
SÉRIE FB



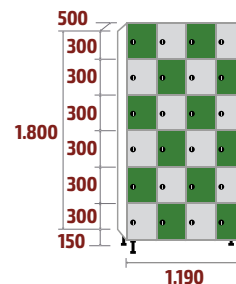
FB-30/1
COD: 53061
55kg · 0,27m³



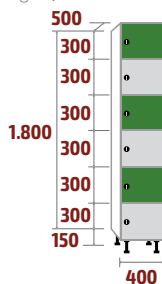
FB-30/2
COD: 53161
96kg · 0,54m³



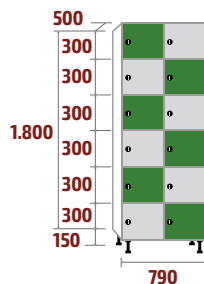
FB-30/3
COD: 53162
138kg · 0,81m³



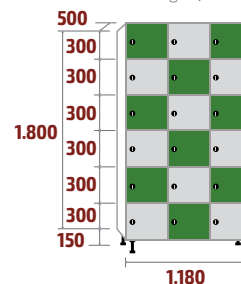
FB-30/4
COD: 53163
180kg · 1,07m³



FB-40/1
COD: 53062
63kg · 0,36m³



FB-40/2
COD: 53164
113kg · 0,71m³



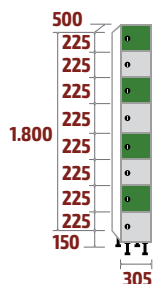
FB-40/3
COD: 53165
164kg · 1,06m³

À profundidade dos vestiários, deve ser acrescentada a espessura do tipo de porta escolhido:
Porta fenólica: 12 mm de espessura.

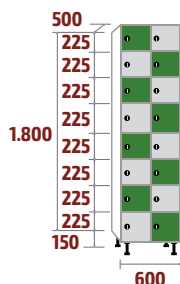


COMBINAÇÕES E MEDIDAS


SÉRIE FZ



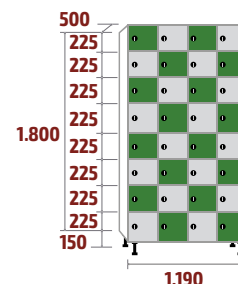
FZ-30/1
COD: 53081
60kg · 0,27m³




FZ-30/2
COD: 53171
107kg · 0,54m³



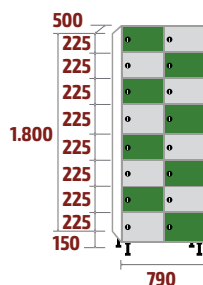
FZ-30/3
COD: 53172
154kg · 0,81m³



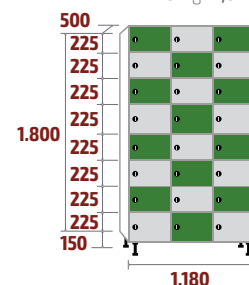
FZ-30/4
COD: 53173
201kg · 1,07m³



FZ-40/1
COD: 53082
70kg · 0,36m³




FZ-40/2
COD: 53174
127kg · 0,71m³

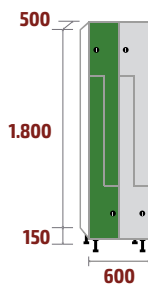


FZ-40/3
COD: 53175
184kg · 1,06m³

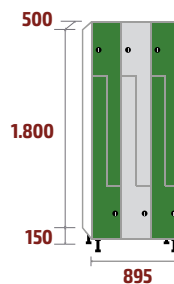
SÉRIE FL



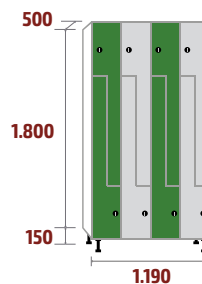
FL-30/1
COD: 53041
51kg · 0,27m³



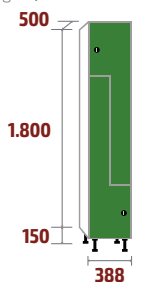
FL-30/2
COD: 53181
92kg · 0,54m³



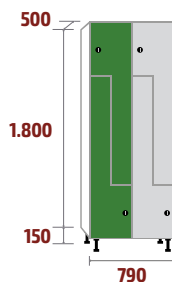
FL-30/3
COD: 53182
134kg · 0,81m³



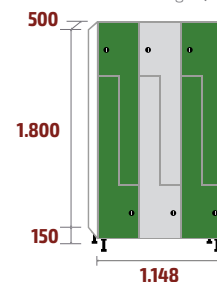
FL-30/4
COD: 53183
175kg · 1,07m³



FL-40/1
COD: 53042
56kg · 0,36m³



FL-40/2
COD: 53184
103kg · 0,71m³



FL-40/3
COD: 53185
150kg · 1,06m³

À profundidade dos vestiários, deve ser acrescentada a espessura do tipo de porta escolhido:
Porta fenólica: 12 mm de espessura.



COMBINAÇÕES E MEDIDAS

SÉRIE FLH

